



# Algebris Global Credit Opportunities Fund (UCITS)

I EUR (Accumulating)

January 2023

Past performance does not predict future returns.

Terms	
Size (€):	595m
Fund Inception:	19.07.2016
Fund Domicile:	Ireland
Fund Base Currency:	EUR
Dealing Frequency:	Daily
SFDR Cat.:	Art. 8
MSCI ESG Rating:	A
ISIN:	IE00BYT35D51
Management Fee:	0.9%
Incentive Fee:	15%

Portfolio Characteristics		
	Bond Portfolio	Total Portfolio
Yield to Maturity	6.9%	6.5%
Yield to Call	9.1%	8.6%
Rates duration	4.2 yrs	2.1 yrs
Spread duration	3.9 yrs	2.5 yrs
Average Rating	BB+	BBB-
No. of Issuers	94	110/118*

Performance Analytics	
Return Since Inception	30.0%
Annualised Return	4.2%
Annualised Volatility	6.1%
Sharpe Ratio	0.8
2022 Annual Distribution	2.4%

Position ratings are calculated using an internal model. Bond Portfolio includes long single bond positions held in cash bonds and total return swaps, excludes cash equivalent government debt (e.g. U.S. T-Bills). Total Portfolio includes bonds, interest rate futures, interest rate swaps and options, and credit default derivatives. Yield calculation is adjusted for stressed credit instruments. \*Includes equities. Source: FIS, Bloomberg Finance L.P., Algebris Investments

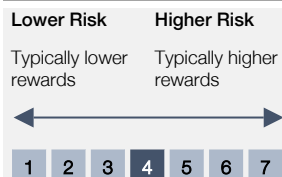
Figures are based on returns for the I EUR (Accumulating) share class, net of management, incentive fees and operating expenses and excluding the Dilution Adjustment (up to 10bps). The actual price at which an investor subscribes or redeems shares depends on the Dilution Adjustment applied on the relevant dealing day. Further information is contained in the Prospectus. Performance and costs may increase or decrease as a result of currency and exchange rate fluctuations. Annual Distribution refers to the equivalent distributing share class (Id EUR). Share class inception date: 22 September 2016. Source: BNP Paribas Fund Administration Services (Ireland) Limited, Morningstar

## Fund Objective

The Algebris Global Credit Opportunities Fund aims to generate attractive risk-adjusted returns across sovereign, bank and corporate debt globally, hedging macro risks and optimising diversification and liquidity.

The Fund adopts a flexible investment approach, and has the ability to take long and short positions, employ prudent leverage and use derivatives where appropriate.

## Risk Profile



Note: The synthetic risk and reward indicator (SRRl) is based on the historical data and may not be a reliable indication for the future. It is calculated using the volatility of the Fund's weekly performance over a five-year period. A score of 4 means the Fund's historic volatility is between 5% and 10%.

## Performance History (Net) % - I EUR (Accumulating)

	Jan	Feb	Mar	Apr	May	Jun	Jul	Aug	Sep	Oct	Nov	Dec	Year
2016									-0.29	2.05	-0.16	0.50	2.10
2017	2.27	-2.10	1.26	2.13	0.26	-2.03	0.97	0.14	-0.40	3.18	0.06	1.70	7.56
2018	2.80	-3.22	-0.37	0.40	-3.99	-1.65	0.16	-0.96	0.22	-2.88	-4.12	-0.22	-13.19
2019	4.02	0.86	0.86	1.67	-2.37	5.98	2.37	1.53	2.53	0.37	0.03	1.23	20.55
2020	2.05	-0.05	-9.71	5.31	4.95	2.60	0.85	1.99	-1.00	-1.03	5.88	1.05	12.60
2021	0.15	1.44	0.23	-0.05	-0.20	-0.52	-0.53	0.22	-0.38	-0.17	-1.72	1.16	-0.40
2022	-1.21	-0.75	-0.74	-0.63	0.53	-4.60	2.83	-1.24	-3.58	2.42	3.40	0.26	-3.58
2023	4.60												4.60

Returns are net of management, incentive fees and operating expenses but exclude the Dilution Adjustment (up to 10bps). The actual price at which an investor subscribes or redeems shares depends on the Dilution Adjustment applied on the relevant dealing day. Further information is contained in the Prospectus. Prices are published daily on Bloomberg. Performance and costs may increase or decrease as a result of currency and exchange rate fluctuations. Source: BNP Paribas Fund Administration Services (Ireland) Limited, Morningstar

## Top 5 Strategies

Rank	Strategy	% Exposure	% of VaR
1	Fin. Credit (Non-AT1)	33%	13%
2	Additional Tier 1	23%	34%
3	DM HY Corporate Credit	17%	8%
4	DM IG Corporate Credit	10%	3%
5	EM Sovereign Hard FX	6%	6%

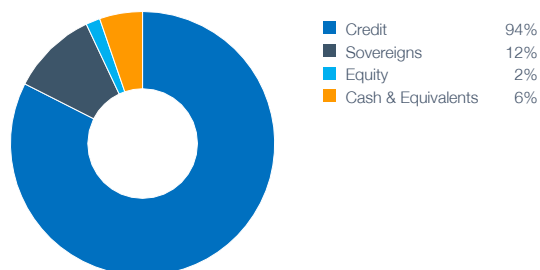
% Exposure: cash instrument exposures correspond to market value as a % of AUM; derivatives exposures are delta adjusted; CDS exposures correspond to notional plus present value. VaR Assumptions: 99% confidence interval, 1-month holding period, Monte Carlo simulations assuming a fat-tailed return distribution. Source: FIS, Algebris Investments

## Top 5 Countries

Rank	Country	% Exposure	% of VaR
1	United Kingdom	6%	10%
2	Switzerland	6%	2%
3	Netherlands	4%	8%
4	Portugal	3%	0%
5	Italy	3%	6%

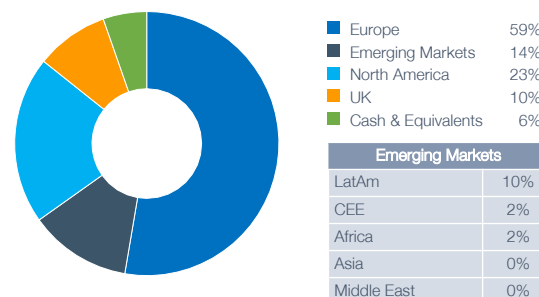
% Exposure: cash instrument exposures correspond to market value as a % of AUM; derivatives exposures are delta adjusted; CDS exposures correspond to notional plus present value. VaR Assumptions: 99% confidence interval, 1-month holding period, Monte Carlo simulations assuming a fat-tailed return distribution. Source: FIS, Algebris Investments

## Asset Allocation (Cash Portfolio)



Exposure as % of AUM. Credit and Sovereigns include long single bond positions held in cash bonds, collateralized loan obligations and total return swaps. Source: FIS, Bloomberg Finance L.P., Algebris Investments

## Allocation by Geography (Bond Portfolio)



Exposure as % of AUM. Includes long single bond positions held in cash bonds and total return swaps. Source: FIS, Bloomberg Finance L.P., Algebris Investments

For further information please contact your financial intermediary.

This is a marketing communication. Please refer to the Prospectus and Supplement of the Fund and to the KIID before making any final investment decision. Fund documents can be found at [www.algebris.com](http://www.algebris.com).



# Algebris Global Credit Opportunities Fund (UCITS)

I EUR (Accumulating)

January 2023

## Performance since Fund Inception



Performance is net of admin, management and incentive fees and includes the Dilution Adjustment (currently up to 10bps). The actual price at which an investor subscribes or redeems shares in the fund will vary, depending on the swung price based on the Dilution Adjustment applied on the day in question. Further information is contained in the Prospectus. Past performance is not a guarantee of future results.

Source: BNP Paribas Fund Administration Services (Ireland) Limited, Algebris Investments

## Sector Breakdown (Bond Portfolio)

Sector	%
<b>Sovereigns</b>	<b>12.0%</b>
Emerging Markets Sovereigns	12.0%
Developed Markets Investment Grade Sovereigns	0.0%
Developed Markets High Yield Sovereigns	0.0%
<b>Corporates</b>	<b>35.2%</b>
Telecommunications	5.9%
Other ABS	2.8%
Others	26.5%
<b>Financials</b>	<b>58.8%</b>
Banks	52.4%
Others	6.4%

Exposure as % of AUM. Includes long single bond positions held in cash bonds and total return swaps. Sector breakdown exposures may not add up to sector total exposure due to rounding.

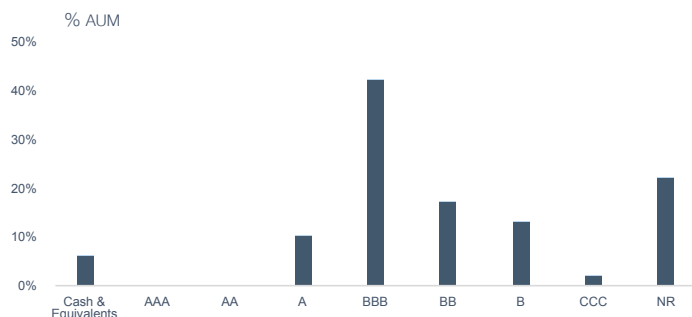
Source: FIS, Bloomberg Finance LP, Algebris Investments

## Top 10 Holdings by Issuer (Bond Portfolio)

Issuer	%
Deutsche Bank	5.5%
Dkt Finance (TDC)	3.7%
Morgan Stanley	3.4%
Barclays	3.2%
United Mexican States	2.5%
Unicredit	2.4%
Federal Republic of Brazil	2.4%
Charles Schwab Corp	2.4%
Banco Comercial Portugues	2.3%
Credit Suisse Group	2.3%

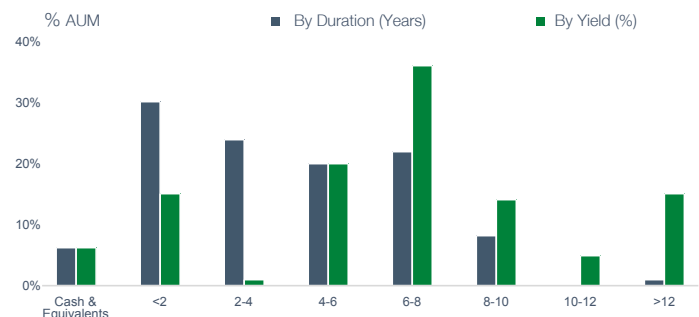
Exposure as % of AUM and net of CDS hedges. Includes long single bond positions held in cash bonds and total return swaps. Source: FIS, Bloomberg Finance LP, Algebris Investments

## Ratings Distribution (Bond Portfolio)



Exposure as % of AUM. Includes long single bond positions held in cash bonds and total return swaps. Ratings calculated using an internal model. Source: FIS, Bloomberg Finance LP, Algebris Investments

## Yield and Duration Distribution (Bond Portfolio)



Exposure as % of AUM. Includes long single bond positions held in cash bonds and total return swaps. Source: FIS, Bloomberg Finance LP, Algebris Investments

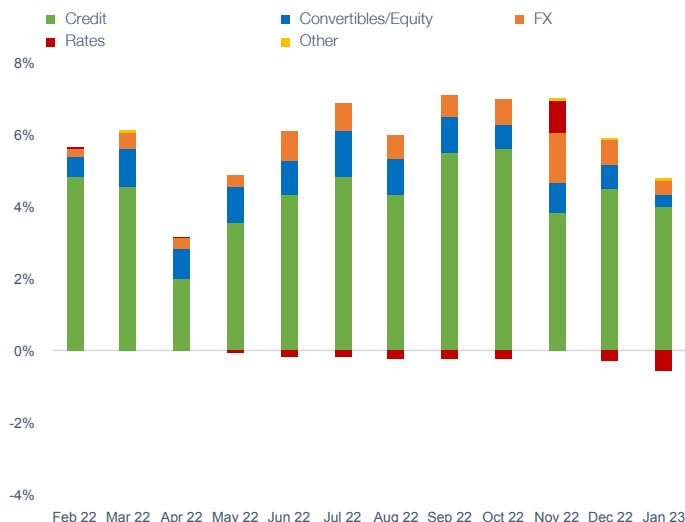


# Algebris Global Credit Opportunities Fund (UCITS)

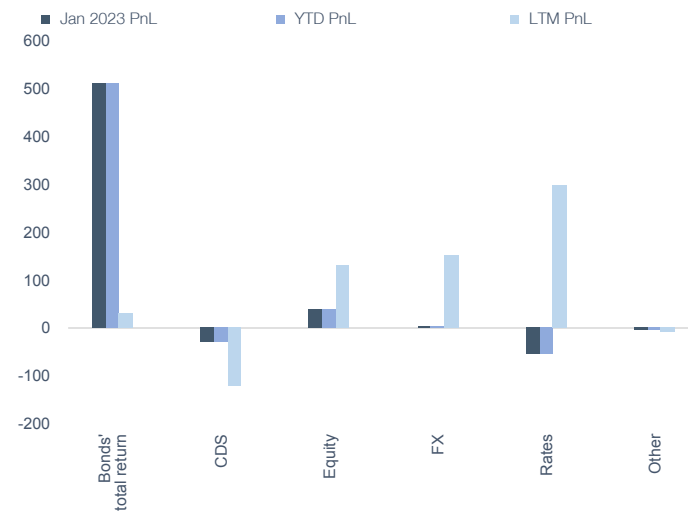
I EUR (Accumulating)

January 2023

## 1-Month VaR - Contribution by Strategy (Last 12 Months)



## PnL by Strategy (Last 12 Months)



VaR Assumptions: 99% confidence interval, 1-month holding period, Monte Carlo simulations assuming a fat-tailed return distribution. FX includes FX hedging forwards. Source: FIS, Algebris Investments

PnL as % of average AUM during the period, in bps. Gross of fees and expenses. LTM – Last Twelve Months. Past performance is not a guarantee of future results. Source: Bloomberg Finance L.P., Algebris Investments.

## About Algebris

Algebris (UK) Limited is a global investment manager with a historical focus on the financial sector across the capital structure. Founded in 2006, Algebris has gradually expanded its expertise and entered the global credit, Italian equity and green transition space to capture a broader set of value opportunities. Algebris has a team of 42 investment professionals and manages EUR 19bn AUM (inclusive of committed capital), split between credit and equity investments (data as of 31.01.2023).

Algebris (UK) Limited is authorised and regulated by the Financial Conduct Authority. Algebris Investments (US) Inc. is a SEC registered Investment Adviser. Algebris Investments (Ireland) Limited is authorised and regulated by the Central Bank of Ireland. Algebris Investments (Asia) Pte Ltd is a Licensed Fund Management Company with the MAS. Algebris Investments K.K. is licensed by Financial Services Agency.


[www.algebris.com](http://www.algebris.com)

## Fund Details

Share Classes			Identifiers	
Class	Currency	Minimum Initial Investment	ISIN	BBG ticker
I	EUR	€500,000	IE00BYT35D51	SLVBTE ID
	GBP	GBP equivalent of €500,000	IE00BYT35N59	SLVBTEG ID
	USD	USD equivalent of €500,000	IE00BYT35S05	SLVBTEU ID
	CHF	CHF equivalent of €500,000	IE00BYT35Q80	SLVBTEC ID
Id	EUR	€500,000	IE00BYT35F75	SLVBIDE ID
	GBP	GBP equivalent of €500,000	IE00BYT35P73	SLVBIDG ID
	USD	USD equivalent of €500,000	IE00BYT35T12	SLVBIDU ID
	CHF	CHF equivalent of €500,000	IE00BYT35R97	SLVBIDC ID
R	EUR	€10,000	IE00BYT35X57	SLVBTR E ID
	GBP	GBP equivalent of €10,000	IE00BYT35Z71	SLVBTRG ID
	USD	USD equivalent of €10,000	IE00BYT37C84	SLVBTRU ID
	CHF	CHF equivalent of €10,000	IE00BYT36101	SLVBTRC ID
Rd	EUR	€10,000	IE00BYT35Y64	SLVBRDE ID
	GBP	GBP equivalent of €10,000	IE00BYT36093	SLVBRDG ID
	USD	USD equivalent of €10,000	IE00BYT3MG76	SLVBRDU ID
	CHF	CHF equivalent of €10,000	IE00BYT36M18	SLVBRDC ID

## General Risks

- As the Fund invests in debt securities (e.g. bonds) it is subject to credit risk (the risk of a bond issuer failing to pay) and interest rate risk (the risk of changes in interest rates).
- The strategy employed may result in the NAV exhibiting a high level of volatility. The Fund may be leveraged which can potentially increase losses. This Fund may invest in contingent convertible securities. These securities have unique risks, for example, due to equity conversion or principal write-down features which are tailored to the issuing entity and its regulatory requirements, which means the market value of the securities may fluctuate. Additional risk factors associated with contingent convertible securities are set out in the Fund's Prospectus. There is no secondary market for investments in the Fund and none are expected to develop. The Fund may lack diversification. The Fund's high fees and expenses may offset the Fund's trading profits.
- The Fund can invest in emerging markets. Such markets carry additional risks such as political instability, weaker auditing and financial reporting standards and less government supervision and regulation.
- The Fund may be exposed through Financial Derivative Instruments (FDI) on financial indices to commodities as the components of such an index may include commodities. Prices of commodities are influenced by, among other things, various macro-economic factors such as changing supply and demand relationships, agricultural, trade, fiscal, monetary, exchange control programmes, policies of governments (including government intervention in certain markets), weather conditions and other natural phenomena and other unforeseeable events.



# Algebris Global Credit Opportunities Fund (UCITS)

I EUR (Accumulating)

January 2023

- The Fund's investments may be in currencies other than Euros. The impact of this is that as the value of a currency rises or falls it can have a positive or negative impact on the value of the Fund's investments.
- The Fund can invest in FDI. These instruments have additional risks such as legal risk or liquidity risk (the inability to sell the contract due to lack of buyers in the market). These risks can have adverse impacts on the overall value of the Fund.
- Sustainability risks may adversely affect the returns of the Fund. A sustainability risk is an environmental, social or governance (ESG) event that if it occurs, could cause an actual or potential material negative impact on the value of the Fund's investment. The Fund's investments are also exposed to the risk of losses resulting from reputational damage an issuer may face in connection with an ESG event.
- For a complete overview of all risks attached to this fund, refer to the section entitled "Risk Factors" in the Supplement and Algebris UCITS Funds plc Prospectus.

Note: When an investor purchases or sells shares, an additional charge called Dilution Adjustment may be payable respectively on net subscriptions for shares and net redemptions of shares from the fund in order to cover the costs incurred by the fund in buying or selling investments. The level of the Dilution Adjustment can vary over time and can reach up to 1.5%. Further information on the Dilution Adjustment can be found in the Supplement and Algebris UCITS Funds plc Prospectus.

## Important Information

Algebris Global Credit Opportunities Fund (the "Fund") is a sub-fund of Algebris UCITS Funds plc (the "Company") an investment company with variable capital incorporated with limited liability in Ireland with registered number 509801 and established as an umbrella fund with segregated liability between sub-funds pursuant to the European Communities (Undertakings for Collective Investment in Transferable Securities) 2011. Algebris Investments (Ireland) Limited is the UCITS Management Company of the Fund. Algebris Investments (Ireland) Limited is authorized and regulated by the Central Bank of Ireland. Algebris (UK) Limited is the Investment Manager, Distributor and Promoter of the Fund. Algebris (UK) Limited is authorised and regulated in the UK by the Financial Conduct Authority. The fund administrator is BNP Paribas Fund Administration Services (Ireland) Limited and the fund depositary is BNP Paribas Dublin Branch.

The value of Shares in the Fund ("Shares") is not guaranteed and the value of such Shares can reduce as well as increase and therefore the return on investment in the Shares will be variable. Changes in exchange rates may have an adverse impact on the value price or income of the Shares. The difference at any one time between the sale and repurchase price of Shares means that the investment should be viewed as medium to long term. Past Performance is not a reliable guide to future performance. Neither past experience nor the current situation are necessarily accurate guides to the future growth in value or rate of return. The strategy employed by the Fund may result in the NAV exhibiting a high level of volatility and therefore may be subject to sudden large falls in value, and, if it is the case, investors could lose the total value of the initial investment.

The Company has issued a Prospectus and Key Investor Information Document ("KIID") with respect to the Fund the English language version of which is available from Algebris (UK) Limited on request and from [www.algebris.com](http://www.algebris.com). Where required under national rules, the KIID will also be available in the local language of the relevant EEA Member State. Information relating to investor rights including information on access to collective redress mechanisms at EU Level and national level, where available, can be found in English at <https://www.algebris.com/cbdr-investor-rights/>. A decision may be taken at any time to terminate the arrangements made for the marketing of the Fund in any EEA Member State in which it is currently marketed. In such circumstances, Shareholders in the affected EEA Member State will be notified of this decision and will be provided with the opportunity to redeem their shareholding in the Fund free of any charges or deductions for at least 30 working days from the date of such notification.

The Fund is considered to be actively managed but not in reference to a benchmark. The performance data do not take account of the commissions and costs incurred on the issue and redemption of units. This Fund may invest in contingent convertible securities. These securities have unique risks, for example, due to equity conversion or principal write-down features which are tailored to the issuing entity and its regulatory requirements, which means the market value of the securities may fluctuate. Additional risk factors associated with contingent convertible securities are set out in the Prospectus. All figures, unless stated otherwise, are as at the last business day of the relevant month showing above. Some of the figures shown in the tables are estimates, provided by Algebris (UK) Limited.

**This is a marketing communication. Please refer to the Prospectus and KIID before making any final investment decision.** This document is for private circulation only. The information in this document is strictly confidential and is only for the use of the person to whom it is sent. The information contained herein may not be reproduced, distributed or published by any recipient for any purpose without the prior written consent of Algebris (UK) Limited. The information and opinions contained in this document are for background purposes only, do not purport to be full or complete and do not constitute investment advice. Algebris (UK) Limited is not hereby arranging or agreeing to arrange any transaction in any investment whatsoever or otherwise undertaking any activity requiring authorisation under the Financial Services and Markets Act 2000. This document does not constitute or form part of any offer to issue or sell, or any solicitation of an offer to subscribe or purchase any investment nor shall it or the fact of its distribution form the basis of, or be relied on, in connection with, any contract therefor.

No reliance may be placed for any purpose on the information and opinions contained in this document or their accuracy or completeness. No representation, warranty or undertaking, express or implied, is given as to the accuracy or completeness of the information or opinions contained in this document by any of Algebris (UK) Limited, its directors or employees and no liability is accepted by such persons for the accuracy or completeness of any such information or opinions.

The distribution of this document may be restricted in certain jurisdictions. The above information is for general guidance only, and it is the responsibility of any person or persons in possession of this document to inform themselves of, and to observe, all applicable laws and regulations of any relevant jurisdiction.

This information is not intended to provide, and should not be relied upon for, accounting, legal or tax advice or investment recommendations. You should consult your tax, legal, accounting or other advisors about the issues discussed herein. A potential investor expressing an interest to invest will be provided with a Prospectus, a key investor information document (KIID) and a subscription agreement (together, the "Fund Documents") for the investment and an opportunity to review the documentation relating to the investment. Prospective investors must review the Fund Documents, including the risk factors, before making any decision to invest and should rely only on the information contained in the Fund Documents in making their investment decision. Notwithstanding anything to the contrary herein, each shareholder (and each employee, representative, or other agent of such shareholder) may disclose to any and all persons, without limitation of any kind, the tax treatment and tax structure of (i) Algebris (UK) Ltd and (ii) any of its transactions, and all materials of any kind (including opinions or other tax analyses) that are provided to the shareholder relating to such tax treatment and tax structure.

The Fund SFDR categorisation has been made in accordance with Article 8 of Regulation (EU) 2019/2088 and is subject to change. MSCI ESG Rating produced by MSCI ESG Research. Full disclaimer for the ratings can be found here: <https://www.algebris.com/msci-esg-ratings-disclaimer/>.

**United Kingdom:** In the UK this marketing communication is only communicated to persons to whom it may lawfully be issued under The Financial Services and Markets Act 2000 (Financial Promotion) Order 2001 including persons who are authorised under the Financial Services and Markets Act 2000 of the United Kingdom (the "Act"), certain persons having professional experience in matters relating to investment, high net worth companies, high net worth unincorporated associations and partnerships, trustees of high value trusts and persons who qualify as certified sophisticated investors. This document is exempt from the prohibition in Section 21 of the Act on the communication by persons not authorised under the Act of invitations or inducements to engage in investment activity on the ground that it is being issued only to such types of person.

**Switzerland:** This is a marketing document. The State of the origin of the Fund is Ireland. In Switzerland, the Representative is ACOLIN Fund Services AG, Leutschenbachstrasse 50, CH-8050 Zurich, whilst the Paying agent is Vontobel Ltd, Gotthardstrasse 43, CH-8022 Zurich. The prospectus, the key information documents or the key investor information documents, the fund regulation or the articles of association as well as the annual and semi-annual reports may be obtained free of charge from the representative. Past performance is no indication of current or future performance.

**Spain:** Algebris Global Credit Opportunities Fund is a sub-fund of Algebris UCITS Funds Plc. The registration number for Algebris UCITS Funds Plc with the CNMV is 1538, obtained on 16th of December 2016. The Fund Documents are available in the premises of each of the Spanish distributors of the Fund, a list of which is available at the CNMV website ([www.cnmv.es](http://www.cnmv.es)).

**Netherlands:** Algebris Investments (Ireland) Limited is a management company of undertakings for UCITS within the meaning of the UCITS Directive and is authorised to offer shares in the Algebris Global Credit Opportunities Fund to investors in the Netherlands on a cross border basis and is registered as such in the register kept by the Dutch Authority for the Financial Markets ("AFM") [www.afm.nl](http://www.afm.nl). The prospectus of the Algebris Global Credit Opportunities Fund is available at <https://www.algebris.com>.

**United States:** "Shares in the Fund ("Shares") have not been and will not be registered under the U.S. Securities Act of 1933, as amended (the "Securities Act") or the securities laws of any of the states of the United States. The Shares are being offered inside the United States in reliance on Regulation D promulgated under the Securities Act and Section 4(a)(2) thereof. The Fund is not and will not be registered as an investment company under the U.S. Investment Company Act of 1940, as amended ("Investment Company Act"). All investors in Shares which are U.S. persons must qualify as "accredited investors" (as defined in Rule 501(a) under the Securities Act) and "qualified purchasers" (as defined in Section 2(a)(51) of the Investment Company Act) and the regulations promulgated thereunder."

**Hong Kong:** Warning: the content of this document has not been reviewed by any regulatory authority in Hong Kong. The content is provided for information purposes only and is not intended to be and should not be treated as an offer to invest nor as investment advice. If you are in any doubt about any of the contents of this document you should obtain independent professional advice. The Fund referred to in the document is only available for investment to "professional investors" as defined in the Securities and Futures Ordinance (Chapter 571 of the Laws of Hong Kong) and any rules made under the Securities and Futures Ordinance and to persons outside Hong Kong. This document should not be provided, copied or forwarded to any person in Hong Kong other than a person who falls within the definition of "professional investor".

**Singapore:** The offer or invitation of the Shares of the Fund, which is the subject of this factsheet, does not relate to a collective investment scheme which is authorised under section 286 of the Securities and Futures Act, Chapter 289 of Singapore (the "SFA") or recognised under section 287 of the SFA. The Fund is not authorised or recognised by the Monetary Authority of Singapore (the "MAS") and Shares are not offered to the retail public. Each of the Information Memorandum, Prospectus, Supplement and any other document or material issued in connection with the offer or sale (together "Fund Documents") is not a prospectus as defined in the SFA. Accordingly, statutory liability under the SFA in relation to the content of prospectuses would not apply. You should consider carefully whether the investment is suitable for you. The Prospectus has not been registered as a prospectus with the MAS. Accordingly, the Fund Documents and other material in connection with the offer or sale, or invitation for subscription or purchase, of Shares may not be circulated or distributed, nor may Shares be offered or sold, or be made the subject of an invitation for subscription or purchase, whether directly or indirectly, to persons in Singapore other than (i) to an institutional investor under Section 304 of the SFA, (ii) to a relevant person pursuant to Section 305(1), or any person pursuant to Section 305(2), and in accordance with the conditions specified in Section 305 of the SFA, or (iii) otherwise pursuant to, and in accordance with the conditions of, any other applicable provision of the SFA. Where shares are subscribed or purchased under Section 305 by a relevant person which is: (a) a corporation (which is not an accredited investor (as defined in Section 4 of the SFA) the sole business of which is to hold investments and the entire share capital of which is owned by one or more individuals, each of whom is an accredited investor); or (b) a trust (where the trustee is not an accredited investor) whose sole purpose is to hold investments and each beneficiary of the trust is an individual who is an accredited investor, securities (as defined in Section 2(1) of the SFA) of that corporation or the beneficiaries' rights and interest (howsoever described) in that trust shall not be transferred within six months after that corporation or that trust has acquired the [Shares/Units/Interests] pursuant to an offer made under Section 305 except: (1) to an institutional investor or to a relevant person defined in Section 305(5) of the SFA, or to any person arising from an offer referred to in Section 275(1A) or Section 305A(3)(b) of the SFA; (2) where no consideration is or will be given for the transfer; (3) where the transfer is by operation of law; (4) as specified in Section 305A(5) of the SFA; or (5) as specified in Regulation 36A of the Securities and Futures (Offers of Investments) (Collective Investment Schemes) Regulations 2005 of Singapore."

## Glossary

Annualised volatility: measures the extent to which returns vary up and down over a given period. The measure is expressed as an annualised value.

Sharpe ratio: measures the performance of an investment adjusting for the amount of risk taken (compared to a risk-free investment). The higher the Sharpe ratio the better the returns compared to the risk taken.

Effective duration: the price sensitivity (expressed in years) of a fixed income security to a change in interest rates. Effective duration is a duration calculation for bonds that have embedded options. A higher (effective) duration indicates a higher price sensitivity.

Yield to maturity: the total return anticipated on a bond if the bond is held until its maturity date. It is equal to the internal rate of return of an investment in a bond if the investor holds the bond until maturity and if all payments are made as scheduled. The reported yield is gross of fees and expenses.

Yield to call: the yield on a bond assuming it is redeemed by the issuer on a call date which is earlier than the final maturity date. The reported yield is gross of fees and expenses.

Value at Risk (VaR): a statistical measure of the level of risk within the Fund portfolio over a specific time period.